




For Non-Armored Cable

Fiber Reinforced Nylon & Nickel Plated Brass, Cable Glands with Multi-Hole Inserts, Hazardous Duty Locations, V0, UL94, NEMA 6, IP 68

| Part Numbers | | | Thread Type & Size | Dimensions in Inches (mm) | | | Part Numbers of Inserts only |
|---|---|--|--|---------------------------|-------------------|--------|------------------------------|
| -4°F to 203°F (-20°C to 95°C) | -4°F to 203°F (-20°C to 95°C) | -4°F to 203°F (-20°C to 95°C) | | No. of Holes | Diameter of Holes | | |
|  Black UL11** |  Blue |  Nickel Plated Brass | Page 59 for Thread Specs M12 x 1.5 | Solid Insert | mm | Inches | 1.089.0799.19 |
| CD12MP-BXA | CD12MP-BXI | CD12MP-MX | | | | | |
| CD16M1-BXA | CD16M1-BXI | CD16M1-MX | M16 x 1.5 | 4 | 1.4 | .06 | 1.089.0900.19 |
| CD16M2-BXA | CD16M2-BXI | CD16M2-MX | | 2 | 3.0 | .12 | 1.089.0901.19 |
| CD16M3-BXA | CD16M3-BXI | CD16M3-MX | | 5 | 1.6 | .06 | 1.089.0902.19 |
| CD16M4-BXA | CD16M4-BXI | CD16M4-MX | | 2 | 1.7 | .07 | 1.089.0903.19 |
| CD16M5-BXA | CD16M5-BXI | CD16M5-MX | | 10 | 1.4 | .06 | 1.089.0904.19 |
| CD16M6-BXA | CD16M6-BXI | CD16M6-MX | | 6 | 1.4 | .06 | 1.089.0905.19 |
| CD16M7-BXA | CD16M7-BXI | CD16M7-MX | | 3 | 1.7 | .07 | 1.089.0906.19 |
| CD16M8-BXA | CD16M8-BXI | CD16M8-MX | | 4 | 1.7 | .07 | 1.089.0907.19 |
| CD16M9-BXA | CD16M9-BXI | CD16M9-MX | | 4 | 2.3 | .09 | 1.089.0908.19 |
| CD16MP-BXA | CD16MP-BXI | CD16MP-MX | | | Solid Insert | | 1.089.0999.19 |
| CD17M1-BXA | CD17M1-BXI | CD17M1-MX | M16 x 1.5 (Enlarged) | 2 | 3.0 | .12 | 1.089.1100.19 |
| CD17M2-BXA | CD17M2-BXI | CD17M2-MX | | 3 | 3.0 | .12 | 1.089.1101.19 |
| CD17M3-BXA | CD17M3-BXI | CD17M3-MX | | 2 | 4.0 | .16 | 1.089.1102.19 |
| CD17M4-BXA | CD17M4-BXI | CD17M4-MX | | 3 | 1.5 | .06 | 1.089.1103.19 |
| CD17M5-BXA | CD17M5-BXI | CD17M5-MX | | 4 | 2.8 | .11 | 1.089.1104.19 |
| CD17MP-BXA | CD17MP-BXI | CD17MP-MX | | | Solid Insert | | 1.089.1199.19 |
| CD20M1-BXA | CD20M1-BXI | CD20M1-MX | M20 x 1.5 | 3 | 2.0 | .08 | 1.089.1300.19 |
| CD20M2-BXA | CD20M2-BXI | CD20M2-MX | | 6 | 3.0 | .12 | 1.089.1301.19 |
| CD20M3-BXA | CD20M3-BXI | CD20M3-MX | | 3 | 4.0 | .16 | 1.089.1302.19 |
| CD20M4-BXA | CD20M4-BXI | CD20M4-MX | | 2 | 5.0 | .20 | 1.089.1303.19 |
| CD20M5-BXA | CD20M5-BXI | CD20M5-MX | | 3 | 3.0 | .12 | 1.089.1304.19 |
| CD20M6-BXA | CD20M6-BXI | CD20M6-MX | | 2 | 5.2 | .20 | 1.089.1305.19 |
| CD20M7-BXA | CD20M7-BXI | CD20M7-MX | | 2 | 3.8 | .15 | 1.089.1306.19 |
| CD20M8-BXA | CD20M8-BXI | CD20M8-MX | | 2 | 4.2 | .17 | 1.089.1307.19 |
| CD20M9-BXA | CD20M9-BXI | CD20M9-MX | | 2 | 2.5 | .10 | 1.089.1308.19 |
| CD20MP-BXA | CD20MP-BXI | CD20MP-MX | | | Solid Insert | | 1.089.1399.19 |
| CD22M0-BXA | CD22M0-BXI | CD22M0-MX | M20 x 1.5 (Enlarged) | 6 | 3.8 | .15 | 1.089.1609.19 |
| CD22M1-BXA | CD22M1-BXI | CD22M1-MX | | 3 | 3.0 | .12 | 1.089.1600.19 |
| CD22M2-BXA | CD22M2-BXI | CD22M2-MX | | 3 | 4.0 | .16 | 1.089.1601.19 |
| CD22M3-BXA | CD22M3-BXI | CD22M3-MX | | 4 | 4.0 | .16 | 1.089.1602.19 |
| CD22M4-BXA | CD22M4-BXI | CD22M4-MX | | 5 | 4.0 | .16 | 1.089.1603.19 |
| CD22M5-BXA | CD22M5-BXI | CD22M5-MX | | 6 | 4.0 | .16 | 1.089.1604.19 |
| CD22M6-BXA | CD22M6-BXI | CD22M6-MX | | 2 | 6.0 | .24 | 1.089.1605.19 |
| CD22M7-BXA | CD22M7-BXI | CD22M7-MX | | 3 | 5.6 | .22 | 1.089.1606.19 |
| CD22M8-BXA | CD22M8-BXI | CD22M8-MX | | 6 | 3.0 | .12 | 1.089.1607.19 |
| CD22MP-BXA | CD22MP-BXI | CD22MP-MX | | | Solid Insert | | 1.089.1699.19 |

* Note: IECEx approval apply only to Nickel Plated Brass Multi-Hole
 **Note: UL F1 rating applies to Black Nylon Fittings only.




***Note: InMetro only applies to all Nylon Cable Glands.



For Specifications and Dimensions for Black (page 20) & Gray Nylon (page 22) or Nickel Plated Brass (page 35) where the appropriate Fittings are listed.

For Non-Armored Cable


Fiber Reinforced Nylon & Nickel Plated Brass, Cable Glands with Multi-Hole Inserts, Hazardous Duty Locations, V0, UL94, NEMA 6, IP 68

| Part Numbers | | | Thread Type & Size | Dimensions in Inches (mm) | | | |
|---|---|---|--------------------|---------------------------|-------------------|---------------|------------------------------|
| -4°F to 203°F (-20°C to 95°C) | -4°F to 203°F (-20°C to 95°C) | -4°F to 203°F (-20°C to 95°C) | | No. of Holes | Diameter of Holes | | Part Numbers of Inserts only |
| Black | Blue | Nickel Plated Brass | M25 x 1.5 | | mm | Inches | |
|  |  |  | | 4 | 6.0 | .24 | 1.089.2100.19 |
| CD25M1-BXA | CD25M1-BXI | CD25M1-MX | | 3 | 7.0 | .28 | 1.089.2101.19 |
| CD25M2-BXA | CD25M2-BXI | CD25M2-MX | | 2 | 8.0 | .31 | 1.089.2102.19 |
| CD25M3-BXA | CD25M3-BXI | CD25M3-MX | | 4 | 5.0 | .20 | 1.089.2103.19 |
| CD25M4-BXA | CD25M4-BXI | CD25M4-MX | | 1 | 8.0 | .31 | 1.089.2104.19 |
| CD25M5-BXA | CD25M5-BXI | CD25M5-MX | | 4 | 5.2 | .20 | 1.089.2105.19 |
| CD25M6-BXA | CD25M6-BXI | CD25M6-MX | | 3 | 5.2 | .20 | 1.089.2106.19 |
| CD25M7-BXA | CD25M7-BXI | CD25M7-MX | | 4/1 | 5.2/3.7 | .20/.15 | 1.089.2107.19 |
| CD25M8-BXA | CD25M8-BXI | CD25M8-MX | | 2 | 7.4 | .29 | 1.089.2108.19 |
| CD25M9-BXA | CD25M9-BXI | CD25M9-MX | | Solid Insert | | | 1.089.2199.19 |
| CD25MP-BXA | CD25MP-BXI | CD25MP-MX | | Solid Insert | | | 1.089.2199.19 |
| CD32M1-BXA | CD32M1-BXI | CD32M1-MX | | M32 x 1.5 | 6 | 6.5 | .26 |
| CD32M2-BXA | CD32M2-BXI | CD32M2-MX | 4 | | 9.0 | .35 | 1.089.2901.19 |
| CD32M3-BXA | CD32M3-BXI | CD32M3-MX | 4 | | 9.5 | .37 | 1.089.2902.19 |
| CD32MP-BXA | CD32MP-BXI | CD32MP-MX | Solid Insert | | | 1.089.2999.19 | |
| CD40M1-BXA | CD40M1-BXI | CD40M1-MX | M40 x 1.5 | 5 | 9.0 | .35 | 1.089.3600.19 |
| CD40M2-BXA | CD40M2-BXI | CD40M2-MX | | 7 | 9.0 | .35 | 1.089.3601.19 |
| CD40M3-BXA | CD40M3-BXI | CD40M3-MX | | 6 | 8.0 | .31 | 1.089.3602.19 |
| CD40M4-BXA | CD40M4-BXI | CD40M4-MX | | 2 | 15.0 | .59 | 1.089.3603.19 |
| CD40MP-BXA | CD40MP-BXI | CD40MP-MX | | Solid Insert | | | 1.089.3699.19 |
| CD50MP-BXA | CD50MP-BXI | CD50MP-MX | M50 x 1.5 | Solid Insert | | 1.089.4299.19 | |
| CD63M1-BXA | CD63M1-BXI | CD63M1-MX | M63 x 1.5 | 8 | 10.0 | .39 | 1.089.4800.19 |
| CD63M2-BXA | CD63M2-BXI | CD63M2-MX | | 6 | 12.0 | .47 | 1.089.4801.19 |
| CD63M3-BXA | CD63M3-BXI | CD63M3-MX | | 3 | 18.0 | .71 | 1.089.4802.19 |
| CD63MP-BXA | CD63MP-BXI | CD63MP-MX | | Solid Insert | | | 1.089.4899.19 |

* Note: IECEx approval apply only to Nickel Plated Brass Multi-Hole
**Note: UL F1 rating applies to Black Nylon Fittings only.

***Note: InMetro only applies to all Nylon Cable Glands.

For Specifications and Dimensions for Black (page 20) & Gray Nylon (page 22) or Nickel Plated Brass (page 35) where the appropriate Fittings are listed.



Thermo Plastic-Elastomer Insert



Optional Locking Nuts & Other Accessories on page 46 - 54